

Scaled data based on original data using  
LM-79-08 Approved Method: Electrical and Photometric Measurements of Solid-  
State Lighting Products

Test Report Prepared for  
Cooper Lighting Solutions  
(formerly Eaton)

Brand: McGRAW-EDISON

Report Number: P386416

Luminaire Tested: **GWC-SA2A-750-U-SL4-HSS**

Issue Date: 3/3/2020

**Test Information**

Test Method: LM-79-08  
Report Number: P386416  
TEST IS SCALED FROM IESNA LM-79-08 TEST DATA (G2-1903-205-25)  
Test Lab: INNOVATION CENTER  
Issue Date: 3/3/2020  
Manufacturer: COOPER LIGHTING SOLUTIONS (FORMERLY EATON)  
Product Line: MCGRAW-EDISON  
Catalog Number: GWC-SA2A-750-U-SL4-HSS  
Description: GALLEON WALL LUMINAIRE  
(2) 70 CRI, 5000K, 615mA LIGHTSQUARES WITH 16 LEDS EACH AND TYPE IV SPILL  
LIGHT ELIMINATOR OPTICS WITH HOUSE SIDE SHIELD  
Light Source: -  
Ballast/Driver: ELECTRONIC DRIVER

**Summary**

Lumens per Lamp: N/A  
Luminaire Lumens: 7892 lumens  
Efficiency: N/A  
Efficacy: 119.6 lumens/watt  
Luminous Opening: Rectangular (W 1' x L: 0.5' x H: 0')  
IES Classification: Type IV - Short  
BUG Rating: B1 - U0 - G2

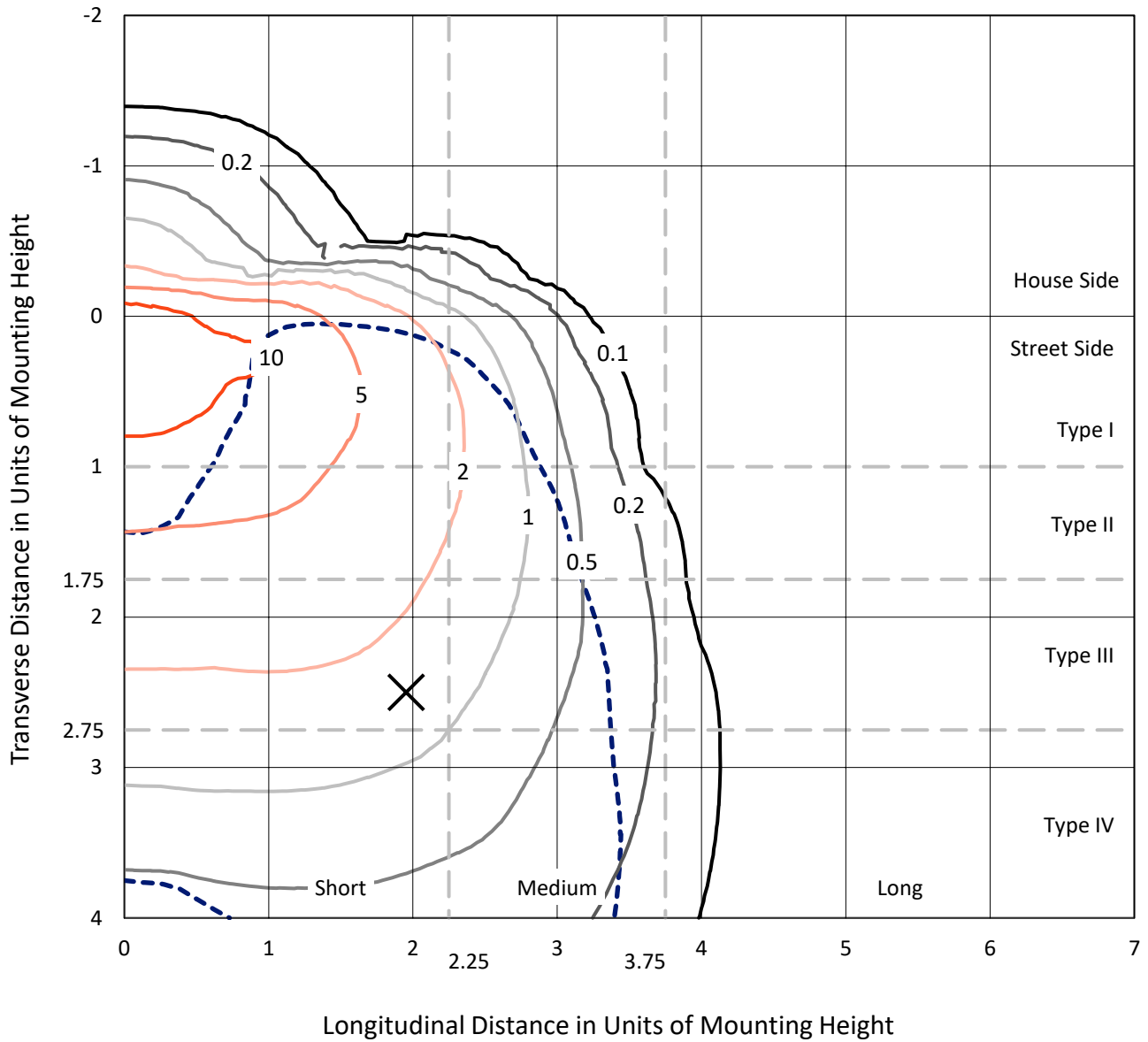
Input Watts (W): 66  
Input Voltage (V): NR  
Input Current (A<sub>in</sub>): NR  
Voltage Rise (V): NR  
Power Factor: NR  
Total Harmonic Distortion (THDi): NR  
Frequency (hertz): 60  
Stabilization Time: NR  
Operation Time: NR  
Ambient Temperature (°C): NR  
Test Distance: 24 FT



REPORT NUMBER: P386416  
 CATALOG NUMBER: GWC-SA2A-750-U-SL4-HSS

### Iso-Footcandle Lines of Horizontal Illumination

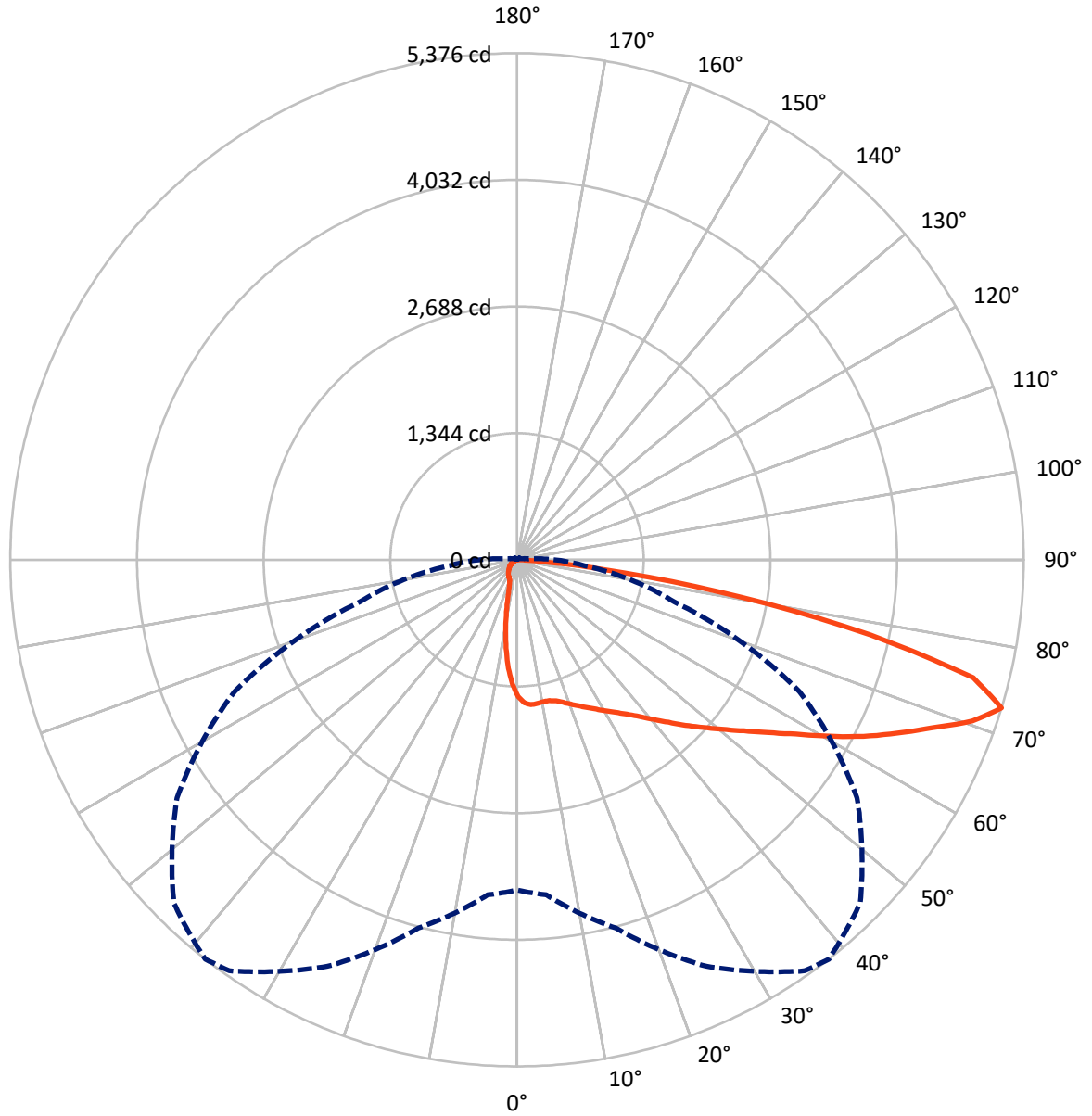
× Max cd  
 - - - 1/2 Max cd



Based on 10 foot mounting height. Maximum calculated value = 15.3 fc  
 Type IV - Short - N/A

REPORT NUMBER: P386416  
CATALOG NUMBER: GWC-SA2A-750-U-SL4-HSS

### Luminous Intensity Polar Plot



— Vertical Plane Through 38-Deg Lateral    - - - Horizontal Cone Through 72.5-Deg Vertical

REPORT NUMBER: P386416

CATALOG NUMBER: GWC-SA2A-750-U-SL4-HSS

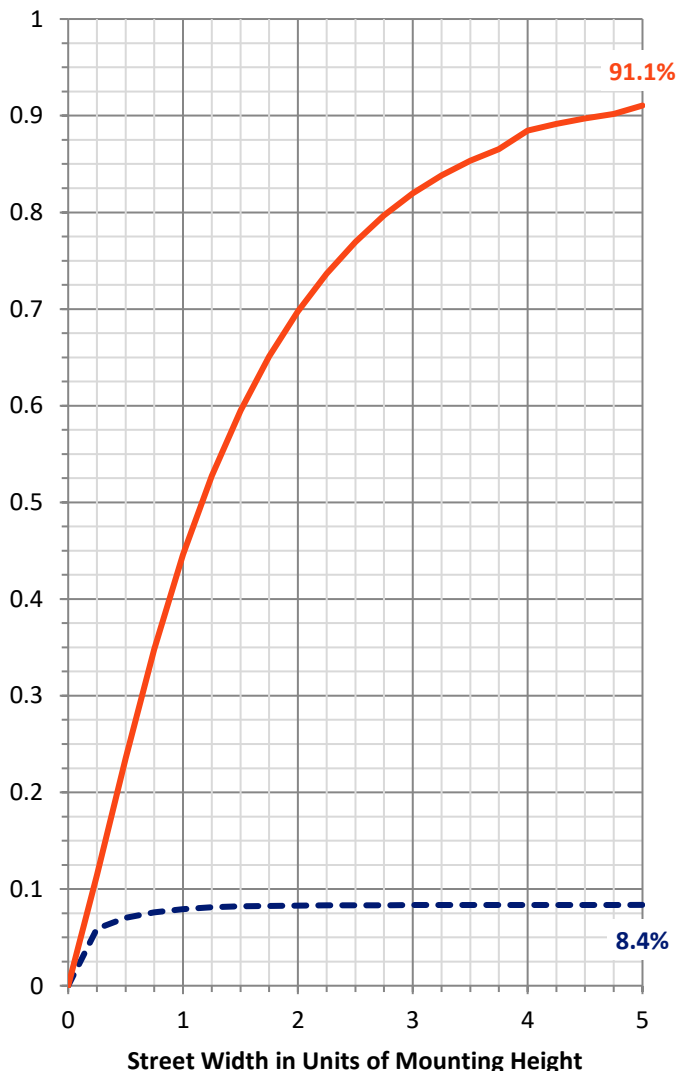
**FLUX DISTRIBUTION:**

		Downward	Upward	Total
<b>House Side</b>	Lumens	664.1	0.0	664.1
	% Fixture	8.4	0.0	8.4
<b>Street Side</b>	Lumens	7227.9	0.0	7227.9
	% Fixture	91.6	0.0	91.6
<b>Total</b>	Lumens	7892.0	0.0	7892.0
	% Fixture	100.0	0.0	100.0

**Coefficient of Utilization**

**ZONAL LUMENS:**

Zone	Lumens	% Fixture
0°-10°	123.7	1.6
10°-20°	302.4	3.8
20°-30°	481.0	6.1
30°-40°	723.1	9.2
40°-50°	1103.2	14.0
50°-60°	1559.2	19.8
60°-70°	1955.7	24.8
70°-80°	1462.3	18.5
80°-90°	181.3	2.3
90°-100°	0.0	0.0
100°-110°	0.0	0.0
110°-120°	0.0	0.0
120°-130°	0.0	0.0
130°-140°	0.0	0.0
140°-150°	0.0	0.0
150°-160°	0.0	0.0
160°-170°	0.0	0.0
170°-180°	0.0	0.0
0°-90°	7892.0	100.0
0°-180°	7892.0	100.0



REPORT NUMBER: P386416

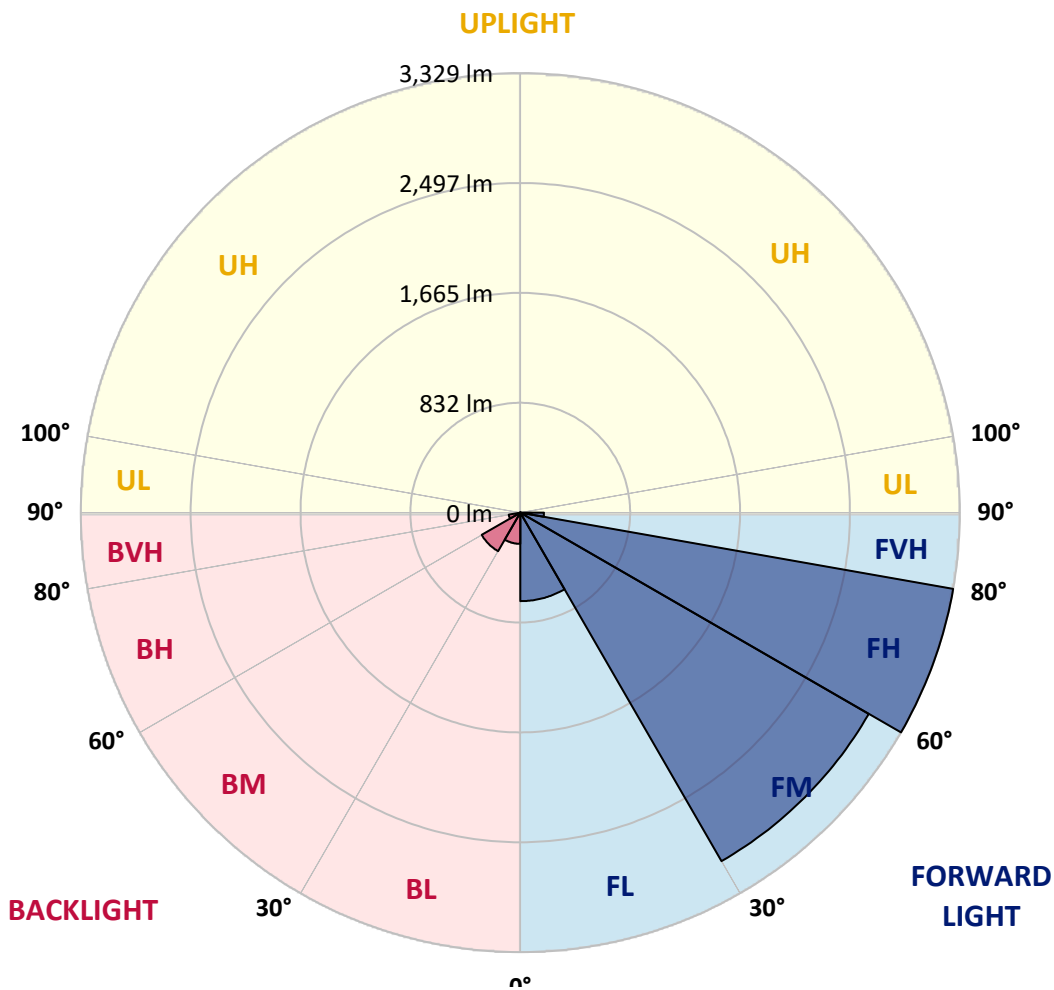
CATALOG NUMBER: GWC-SA2A-750-U-SL4-HSS

**LUMINAIRE CLASSIFICATION SYSTEM LUMEN TABLE AND BUG RATING:**

Zone	Lumens	% Fixture	Zone Rating/Lumen Limit		
			B	U	G
FL (0°-30°)	670.6	8.5			
FM (30°-60°)	3048.2	38.6			
FH (60°-80°)	3329.4	42.2			G2/5000
FVH (80°-90°)	179.6	2.3			G2/225
BL (0°-30°)	236.5	3.0	B1/500		
BM (30°-60°)	337.3	4.3	B1/1000		
BH (60°-80°)	88.7	1.1	B0/110		G0/110
BVH (80°-90°)	1.7	0.0			G0/10
UL (90°-100°)	0.0	0.0		U0/0	
UH (100°-180°)	0.0	0.0		U0/0	

**BUG Rating: B1-U0-G2**

Type IV Short





REPORT NUMBER: P386416

CATALOG NUMBER: GWC-SA2A-750-U-SL4-HSS

**CANDELA DISTRIBUTION (FULL):**

	0°	5°	15°	25°	35°	38°	45°	55°	65°	75°	85°
0°	1451.3	1451.3	1451.3	1451.3	1451.3	1451.3	1451.3	1451.3	1451.3	1451.3	1451.3
2.5°	1540.5	1540.8	1537.2	1531.3	1523.7	1519.8	1513.3	1502.8	1491.6	1471.6	1450.0
5°	1571.9	1571.9	1567.3	1559.5	1547.3	1543.7	1531.3	1514.6	1491.6	1459.2	1422.8
7.5°	1568.7	1569.3	1563.1	1554.9	1542.8	1539.5	1524.4	1505.7	1477.2	1437.9	1391.3
10°	1551.6	1553.2	1548.3	1544.4	1533.3	1529.6	1515.6	1496.9	1468.4	1426.4	1373.0
12.5°	1534.2	1535.9	1537.5	1541.1	1534.2	1532.9	1521.8	1506.0	1478.8	1435.3	1374.9
15°	1523.1	1526.4	1538.2	1552.3	1553.9	1552.6	1545.4	1530.6	1503.1	1457.9	1389.0
17.5°	1523.1	1528.3	1552.9	1579.8	1589.3	1590.3	1584.1	1563.4	1530.6	1482.1	1402.1
20°	1535.9	1543.1	1581.4	1619.5	1635.2	1635.2	1623.1	1594.2	1555.9	1504.1	1411.0
22.5°	1568.7	1578.2	1626.3	1670.3	1687.0	1683.4	1667.0	1625.0	1582.1	1529.0	1422.1
25°	1633.2	1640.4	1690.6	1734.8	1745.0	1736.8	1716.1	1662.4	1615.5	1562.8	1442.5
27.5°	1716.5	1717.5	1769.2	1806.6	1800.4	1794.8	1768.9	1709.3	1663.7	1610.9	1477.5
30°	1807.9	1807.9	1853.5	1882.0	1863.0	1858.4	1832.5	1766.0	1725.3	1676.5	1527.4
32.5°	1896.4	1900.3	1937.4	1955.4	1934.1	1929.5	1904.3	1837.7	1807.3	1776.4	1605.0
35°	1982.0	1984.9	2020.0	2029.8	2009.5	2010.8	1992.8	1936.4	1924.9	1921.0	1722.0
37.5°	2064.9	2065.5	2101.3	2107.5	2097.3	2108.5	2110.1	2060.3	2081.6	2113.4	1886.9
40°	2140.6	2141.2	2176.6	2192.7	2210.1	2224.5	2237.3	2210.7	2281.2	2354.9	2083.2
42.5°	2201.2	2208.1	2253.0	2283.5	2329.4	2356.9	2391.7	2390.3	2518.8	2629.6	2320.5
45°	2254.6	2266.4	2329.0	2382.5	2461.1	2505.1	2559.5	2602.1	2786.3	2935.4	2560.8
47.5°	2325.1	2336.3	2407.7	2495.2	2600.1	2657.8	2747.9	2840.0	3080.3	3235.6	2795.4
50°	2424.4	2419.5	2490.0	2615.5	2750.2	2825.9	2954.4	3092.4	3372.0	3497.2	2933.4
52.5°	2530.3	2528.3	2580.4	2746.3	2927.2	3015.7	3185.5	3353.3	3650.9	3677.4	2996.7
55°	2661.4	2647.3	2691.2	2895.4	3137.3	3232.4	3432.3	3611.6	3873.1	3779.1	3028.5
57.5°	2798.7	2775.5	2817.4	3061.6	3374.3	3486.7	3705.6	3863.3	4020.9	3848.5	3028.2
60°	2940.6	2913.1	2962.9	3269.4	3668.6	3798.7	4001.9	4033.4	4158.9	3883.6	3005.9
62.5°	3059.3	3042.9	3117.0	3491.6	3997.3	4125.2	4225.8	4188.1	4275.3	3910.8	2953.8
65°	3184.8	3185.8	3305.4	3750.9	4346.7	4432.9	4441.4	4388.7	4372.6	3905.2	2777.4
67.5°	3354.6	3370.3	3569.9	4102.9	4686.6	4753.1	4752.5	4606.0	4443.7	3683.7	2386.4
70°	3534.2	3571.3	3874.8	4505.7	5057.6	5125.2	5090.4	4744.3	4184.2	2978.7	1688.9
72.5°	3504.1	3568.3	4044.2	4759.7	5324.1	5375.6	5149.7	4404.4	3307.1	1731.2	719.1
75°	2703.3	2777.7	3708.3	4508.0	5044.5	4998.3	4424.7	3427.4	1807.3	483.1	161.9
77.5°	1428.0	1467.7	2449.7	3434.2	3933.4	3836.7	3117.0	1901.3	551.0	119.6	72.8
80°	747.9	757.1	1067.5	1948.5	2427.7	2428.4	1847.2	835.1	227.1	61.3	48.8
82.5°	400.5	408.4	564.1	900.4	1272.0	1153.1	707.3	459.5	132.1	34.7	46.9
85°	96.4	98.0	319.9	411.3	500.2	357.3	210.1	385.8	35.7	20.3	38.0
87.5°	37.0	37.7	118.6	178.0	127.5	82.6	98.3	143.9	4.6	7.9	5.9
90°	0.0	0.0	0.0	0.0	0.0	0.0	0.0	0.0	0.0	0.0	0.0



REPORT NUMBER: P386416  
 CATALOG NUMBER: GWC-SA2A-750-U-SL4-HSS

**CANDELA DISTRIBUTION (continued):**

	90°	95°	105°	115°	125°	135°	145°	155°	165°	175°	180°
0°	1451.3	1451.3	1451.3	1451.3	1451.3	1451.3	1451.3	1451.3	1451.3	1451.3	1451.3
2.5°	1436.9	1428.4	1407.4	1380.8	1357.2	1340.2	1314.6	1297.9	1286.8	1286.5	1282.2
5°	1400.5	1383.1	1337.9	1284.2	1235.3	1191.4	1139.6	1098.6	1068.2	1063.2	1052.8
7.5°	1361.5	1333.0	1263.5	1179.6	1097.7	1014.4	917.7	857.7	806.3	781.7	779.1
10°	1337.6	1297.6	1198.9	1077.7	949.2	813.8	687.3	599.8	536.5	518.5	505.1
12.5°	1332.7	1279.9	1149.1	982.0	798.4	619.5	479.5	386.4	336.0	319.9	315.6
15°	1337.6	1271.7	1107.2	887.2	645.7	439.5	321.9	267.8	248.8	244.2	243.9
17.5°	1340.5	1261.9	1059.6	782.0	497.5	314.0	246.5	230.7	227.8	227.5	228.1
20°	1340.2	1246.8	1002.9	664.7	370.0	246.8	222.9	219.6	218.9	219.3	218.9
22.5°	1337.9	1229.1	940.7	543.8	279.6	220.6	212.7	210.7	210.4	210.4	210.4
25°	1342.2	1215.0	872.2	428.1	230.4	208.5	203.5	201.9	201.6	201.6	200.9
27.5°	1357.6	1207.1	797.1	329.4	208.1	197.6	193.7	193.4	192.4	192.1	192.7
30°	1382.5	1207.1	714.8	256.3	194.7	186.5	183.5	182.9	182.6	182.2	182.6
32.5°	1426.4	1216.3	625.0	213.0	181.9	174.0	172.1	173.1	172.1	172.1	172.1
35°	1505.7	1243.8	531.0	185.8	168.5	161.9	159.9	161.3	160.6	160.6	160.3
37.5°	1621.4	1295.0	436.2	169.5	156.7	149.8	147.2	149.1	148.5	148.5	148.1
40°	1762.4	1369.4	346.1	157.0	145.2	138.0	135.7	136.7	135.0	135.0	135.7
42.5°	1936.4	1463.8	267.5	144.9	133.7	126.8	125.5	124.5	121.6	120.0	120.3
45°	2129.8	1562.1	208.5	133.1	122.9	117.3	115.4	112.7	107.8	104.6	104.9
47.5°	2302.5	1637.8	169.5	121.6	113.1	108.8	105.9	100.9	93.7	89.8	90.1
50°	2393.3	1649.3	144.2	110.1	103.9	99.6	95.4	87.8	79.3	75.1	74.7
52.5°	2416.6	1595.5	125.5	99.6	94.7	89.8	84.2	74.1	64.6	60.0	59.3
55°	2425.1	1513.6	108.8	89.8	84.9	79.3	72.1	60.6	51.8	47.2	46.9
57.5°	2396.9	1391.3	95.7	81.0	75.1	68.2	59.3	48.5	40.0	36.4	36.4
60°	2334.3	1225.8	85.5	71.5	64.9	57.0	47.9	37.7	29.8	26.9	26.9
62.5°	2209.4	1011.5	76.0	61.6	55.4	47.2	38.7	28.5	21.0	19.3	19.7
65°	1973.8	767.3	66.5	52.8	47.2	39.0	30.2	20.3	14.1	14.1	14.7
67.5°	1609.6	532.9	56.7	44.9	40.6	31.8	22.9	14.1	9.8	11.1	12.5
70°	1065.5	298.9	48.5	37.0	34.7	25.2	17.0	9.5	7.9	10.5	12.8
72.5°	402.2	116.4	40.6	29.8	30.2	19.3	12.1	7.2	7.2	11.5	15.1
75°	112.1	57.0	29.2	22.0	23.6	14.1	8.8	6.2	6.9	13.1	17.7
77.5°	65.9	42.0	19.0	12.8	16.1	9.8	5.9	4.9	5.9	11.1	17.0
80°	53.1	22.3	11.1	6.6	8.8	5.6	3.9	2.9	1.6	4.3	8.8
82.5°	53.1	13.4	5.2	4.6	4.6	2.9	2.0	1.3	0.3	0.0	2.3
85°	35.7	5.6	3.3	2.9	2.3	1.0	0.7	0.3	0.0	0.0	0.0
87.5°	5.9	2.3	1.3	0.7	0.3	0.0	0.0	0.0	0.0	0.0	0.0
90°	0.0	0.0	0.0	0.0	0.0	0.0	0.0	0.0	0.0	0.0	0.0



Signify Classified - Internal  
Cooper Lighting Solutions Photometric Lab  
1121 Highway 74 South  
Peachtree City, GA 30269

Scaled Data Report



Report Generated By 670245982

Signify Classified - Internal  
Cooper Lighting Solutions Photometric Lab  
1121 Highway 74 South  
Peachtree City, GA 30269

Scaled Data Report



Signify Classified - Internal  
Cooper Lighting Solutions Photometric Lab  
1121 Highway 74 South  
Peachtree City, GA 30269

Scaled Data Report



Signify Classified - Internal  
Cooper Lighting Solutions Photometric Lab  
1121 Highway 74 South  
Peachtree City, GA 30269

Scaled Data Report



Signify Classified - Internal  
Cooper Lighting Solutions Photometric Lab  
1121 Highway 74 South  
Peachtree City, GA 30269

Scaled Data Report



--- HS — SS

Signify Classified - Internal  
Cooper Lighting Solutions Photometric Lab  
1121 Highway 74 South  
Peachtree City, GA 30269

Scaled Data Report



u

Signify Classified - Internal  
Cooper Lighting Solutions Photometric Lab  
1121 Highway 74 South  
Peachtree City, GA 30269

Scaled Data Report



Signify Classified - Internal  
Cooper Lighting Solutions Photometric Lab  
1121 Highway 74 South  
Peachtree City, GA 30269

Scaled Data Report



(END OF REPORT)